

Features

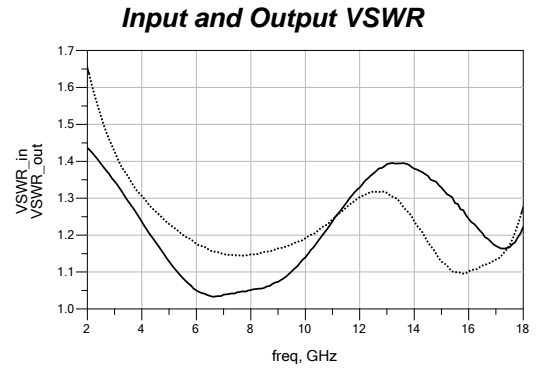
- Freq: 6~18GHz
- Isolation: 15dB
- Insertion Loss: 4dB
- Chip Size: 2.3mm×1.62mm×0.1mm

General Description

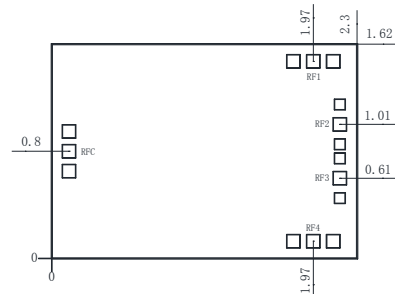
The HG146G is a 4-way GaAs pHEMT power divider that is operating from 6 to 18 GHz. This chip features very high isolation of 15dB and extremely low insertion loss of 4dB. Input and output VSWR are 1.4/1.4.

Electrical Specifications ($T_A=25^\circ\text{C}$)

Parameter	Min.	Typ.	Max.
Frequency Range(GHz)	6~18		
Input VSWR	-	1.4	-
Output VSWR	-	1.4	-
Insertion Loss(dB)	-	4	-
Isolation (dB)	-	15	-



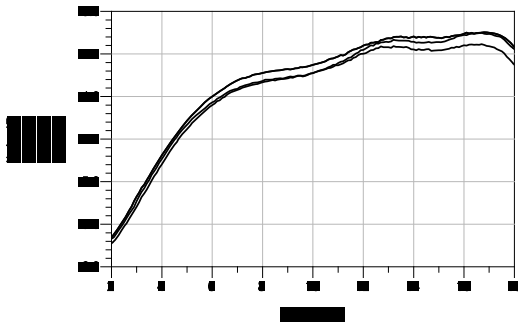
Outline Drawing (mm)



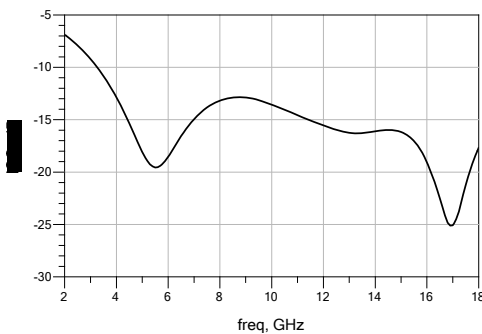
Absolute Maximum Ratings

RF Input Power	+27dBm
Operating Temperature	-55°C~125°C
Storage Temperature	-65°C~150°C

Insertion Loss



Isolation



Notes:

- The chip should be stored in a dry and nitrogen environment, and used in a clean environment.
- GaAs material is brittle, can not touch the surface of the chip, must be careful when using.
- The chip is welding with conductive adhesive or alloy (alloy temperature should not exceed 300°C, and no more than 30 sec.), and should make it fully grounded.
- The chip microwave port and substrate gap is not exceeding 0.05mm, with $\Phi 25\mu\text{m}$ double gold wire bonding, suggested length of gold wire 250~400 μm .
- Chip microwave port without DC blocking capacitor.
- The chip is sensitive to static electricity, and should be protected against static electricity during storage and use.