

Features

- Freq: 75~90GHz
- Gain: 18dB
- Noise Figure: 4.5dB
- Output Power for 1 dB Compression:10dBm
- Supply Voltage: +2V
- Supply Current: 85mA
- Chip Size:1.45mm×0.8mm×0.05mm

General Description

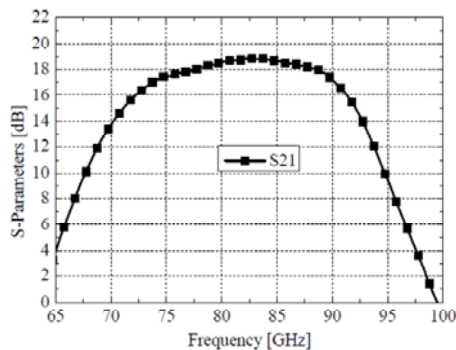
The HG110FA is a GaAs pHEMT MMIC Low Noise Amplifier operating between 75 and 90GHz. The LNA has been optimized to provide 21dB gain, 3.5dB noise figure and 10dBm output power for 1dB compression.

Electrical Specifications($T_A=25^\circ\text{C}$, $V_{dd}=+2\text{V}$, $V_{gg}=-0.4\text{V}$).

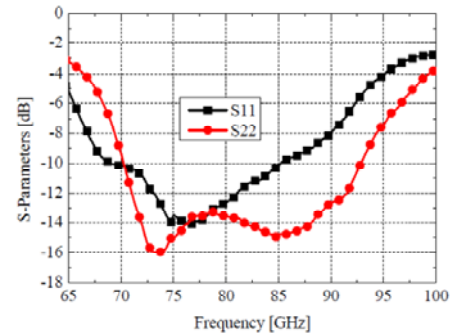
Parameter	Min.	Typ.	Max.
Freq(GHz)	75~90		
Gain (dB)	—	18	—
Gain Flatness (dB)	—	± 1	—
Input Return Loss (dB)	—	10	—
Output Return Loss (dB)	—	13	—
Noise Figure(dB)	—	4.5	—
Output Power for 1 dB Compression(dBm)	—	10	—

Measured Performance

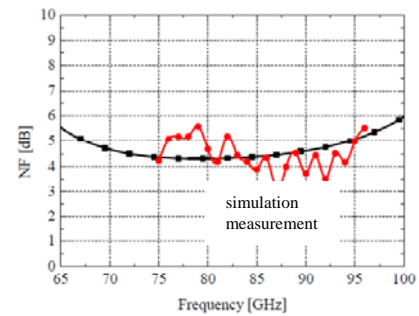
Gain



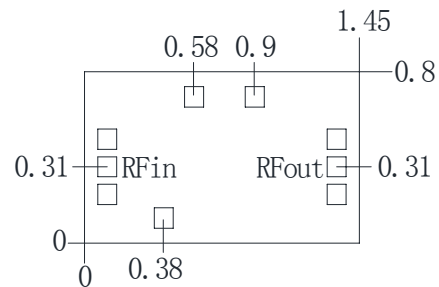
Return Loss



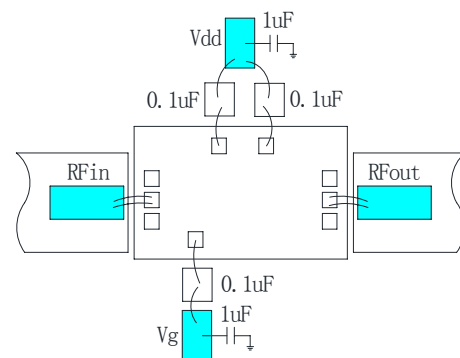
Noise Figure



Outline Drawing (mm)



Assembly Diagram



Absolute Maximum Ratings

Supply Voltage	+2.2V
RF Input Power	+20dBm
Operating Temperature	-55°C ~ 125°C
Storage Temperature	-65°C ~ 150°C

Notes:

1. The chip should be stored in a dry and nitrogen environment, and used in a clean environment.
2. GaAs material is brittle, can not touch the surface of the chip, must be careful when using.
3. The chip is welding with conductive adhesive or alloy (alloy temperature should not exceed 300°C, and no more than 30 sec.), and should make it fully grounded.
4. The chip microwave port and substrate gap is not exceeding 0.05mm, with $\Phi 25\mu\text{m}$ double gold wire bonding, suggested length of gold wire 250~400 μm .
5. Chip microwave port with a DC blocking capacitor.
6. The chip is sensitive to static electricity, and should be protected against static electricity during storage and use.